



Steps for Enrolling in the Product Innovation Platform Session Track at AU 2017


New registrants: How to attend the Product Innovation Platform event when registering for an AU 3 day pass

1. Complete your registration on the [AU website](#). Be sure to enter any codes you've received on Step 2 at the bottom of the page by answering "yes" to the question below.

 Have you already purchased an AU 2017 Las Vegas Pass or received a registration or hotel code? 

Yes
 No

Separate multiple codes with a comma

 Enter your code(s):

2. Once you have selected your AU 3 day package and any preconference events of interest and completed your registration, simply navigate to the course catalog. Once there, you can select "Product Innovation Forum" under the Additional events filter.

 Additional events 

- CAM FastTrack
- Computational BIM Workshop & Forum
- Connect & Construct Summit
- Forge DevCon
- Leadership Forum
- MEP and Structural Fabricators Forum
- Product Innovation Platform
- Transportation Summit


3. Course **PIP146139 - Product Innovation Platform Session Track** will appear. To enroll in the Product Innovation Forum all day track, click the plus sign next to the course.

Keyword Search

My schedule
 Suggestions for you
 My bookmarks
 Conference catalog

Tailored Experiences (27) **Classes & Activities (1)** Speakers (947) Exhibitors (166)

Current Filters **Product Innovation Platform**

 **PIP146139 - Product Innovation Platform**
 Join us for a day using the Product Innovation Platform to design and manufacture a portable speaker. Participants will get to assemble their own portable hardwood speaker and take it home. This full day session includes designing a PCB board in EAGLE, soldering components to the board, designing the speaker enclosure in Fusion 360 as well as generating drawings marketing images and assembly animations. We will wrap the day up creating toolpaths to machine the speaker enclosure and assembling the speaker to take home. 8:00 a.m. - 9:00 a.m. - Design Speaker PCB 10:30 a.m.-11:45 a.m. - Solder PCB 10:30 a.m.-11:45 a.m. - Break for Autodesk University Keynote noon-1:00 p.m. - Break for Lunch 1:00 p.m.-2:00 p.m. - Design Enclosure 2:15 p.m.-3:15 p.m. - Create realistic renderings, animations and engineering documentation 3:45 p.m.-4:45 p.m. - Generate CAM Toolpaths 6:00 p.m.-9:00 p.m. - Assemble speaker in Exhibit Hall *participants will be able to attend the AU Opening Keynote in Hall C, Level 2 and the AU lunch in Hall 8, Level 2 Exhibit Hall at regular time.

[View Less](#)

All Day Course Track Product Innovation Platforms

4. Because this event is an all-day track, you will need to un-enroll from the Tuesday Keynote and the Tuesday Lunch posting in order to add it to your schedule. But don't worry – you can still attend both.



One or more items are already on your schedule at this time. Would you like to...

Remove the following:

Tuesday Networking Lunch in Exhibit Hall - Tuesday, Nov 14, 12:00 PM
 Join us for lunch in the Exhibit Hall and network with your peers.

Opening Keynote - Tuesday, Nov 14, 10:30 AM
 Autodesk's President and CEO, Andrew Anagnost, will kick off AU 2017 with a unique perspective on automation and the Future of Work. Passionate about...

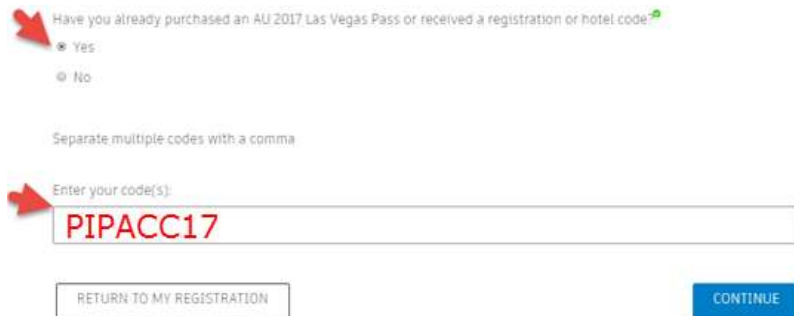
Replacing with:

Product Innovation Platform - Tuesday, Nov 14, 9:00 AM
 Join us for a day using the Product Innovation Platform to design and manufacture a portable speaker. Participants will get to assemble their own...

Click "Yes" when the above screen shows, and the course track will be added to your schedule.

New registrants: How to attend the Product Innovation Platform event when registering for the Product Innovation Platform pass (Tuesday PIP Track Only for \$600 USD)

1. Complete your registration on the [AU website](#). Be sure to enter the code **PIPACC17** on Step 2 at the bottom of the page by answering “yes” to the question below.



Have you already purchased an AU 2017 Las Vegas Pass or received a registration or hotel code?

Yes

No

Separate multiple codes with a comma

Enter your code(s):

PIPACC17

[RETURN TO MY REGISTRATION](#) [CONTINUE](#)

2. Once you have selected the Product Innovation Forum Pass and any preconference events of interest and completed your registration, simply navigate to the course catalog. Course PIP146139 - Product Innovation Platform Session Track should appear on your personal schedule. If for some reason you don't see it, select “Product Innovation Forum” under the Additional events filter below and you can manually add it by clicking the plus sign next to the course.



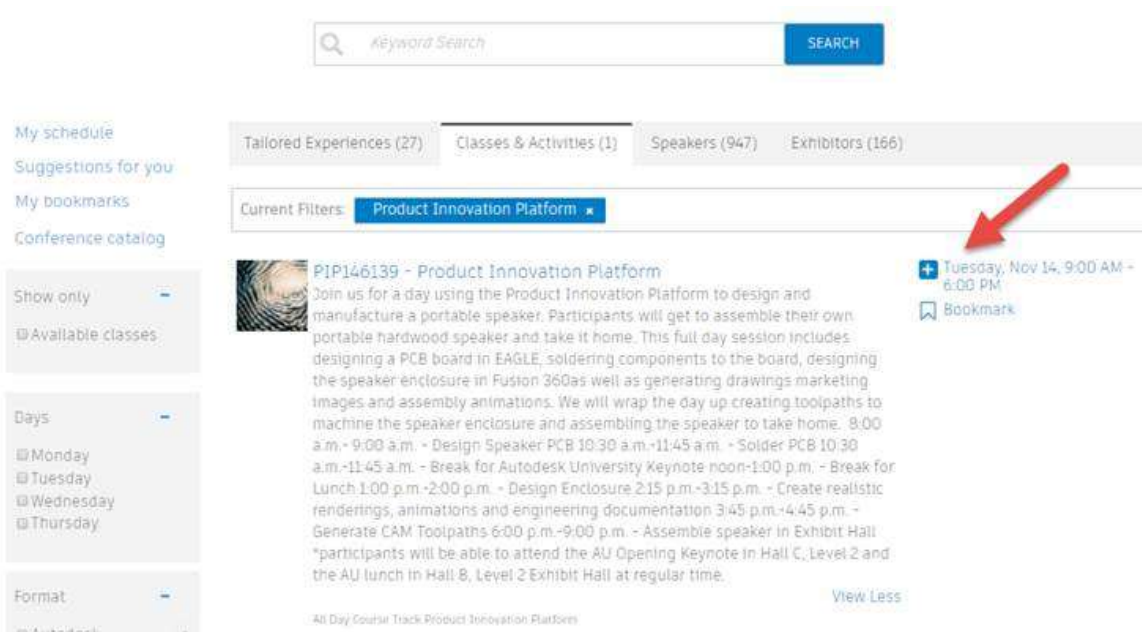
Because this event is an all-day track, you will need to un-enroll from the Tuesday Keynote and the Tuesday Lunch posting in order to add it to your schedule. But don't worry – you can still attend both.

Existing registrants: How to attend the Product Innovation Platform event when registered for an AU 3 day pass

1. [Log back into your AU registration account via the AU website](#). Click on the “Browse Course Catalog” Button. Once there, you can select “Product Innovation Forum” under the Additional events filter.



3. Course **PIP146139 - Product Innovation Platform Session Track** will appear. To enroll in the Product Innovation Forum all day track, click the plus sign next to the course.

A screenshot of a course catalog search results page. At the top, there is a search bar with the text 'Keyword Search' and a blue 'SEARCH' button. Below the search bar, there are tabs for 'Tailored Experiences (27)', 'Classes & Activities (1)', 'Speakers (947)', and 'Exhibitors (166)'. The 'Classes & Activities (1)' tab is selected. Below the tabs, there is a 'Current Filters' section with a blue button labeled 'Product Innovation Platform'. The main content area shows a single course listing for 'PIP146139 - Product Innovation Platform'. The listing includes a small image of a speaker, a title, and a detailed description of the course content. To the right of the course title, there is a blue plus sign icon and the text 'Tuesday, Nov 14, 9:00 AM - 6:00 PM'. Below this, there is a 'Bookmark' icon. A red arrow points to the plus sign icon. On the left side of the page, there are several navigation menus: 'My schedule', 'Suggestions for you', 'My bookmarks', 'Conference catalog', 'Show only' (with a dropdown arrow), 'Days' (with a dropdown arrow and options for Monday, Tuesday, Wednesday, and Thursday), and 'Format' (with a dropdown arrow).

4. Because this event is an all-day track, you will need to un-enroll from the Tuesday Keynote and the Tuesday Lunch posting in order to add it to your schedule. But don't worry – you can still attend both.



One or more items are already on your schedule at this time. Would you like to...

Remove the following:

Tuesday Networking Lunch in Exhibit Hall - Tuesday, Nov 14, 12:00 PM

Join us for lunch in the Exhibit Hall and network with your peers.

Opening Keynote - Tuesday, Nov 14, 10:30 AM

Autodesk's President and CEO, Andrew Anagnost, will kick off AU 2017 with a unique perspective on automation and the Future of Work. Passionate about...

Replacing with:

Product Innovation Platform - Tuesday, Nov 14, 9:00 AM

Join us for a day using the Product Innovation Platform to design and manufacture a portable speaker. Participants will get to assemble their own...

Yes

No

Click "Yes" when the above screen shows, and the course track will be added to your schedule.

If you need assistance at any point, please do not hesitate to contact the AU registration team for assistance. Thank you!

Best,

Autodesk University Registration Team

Phone: [888-371-1722](tel:888-371-1722) (toll-free in the United States)

Phone: [415-446-7717](tel:415-446-7717)

Fax: [415-507-1480](tel:415-507-1480)

Hours: 8:00 a.m. - 5:00 p.m. Pacific Time

Email: autodeskuniversity@autodeskevents.com

Visit us on the web at <http://au.autodesk.com/>